

### 16mm $\phi$ Pilot Light



### 16mm $\phi$ Push Button Switches M : Momentary / A : Alternate



### 16mm $\phi$ Illuminated Push Button & Illuminated Emergency Stop M : Momentary / A : Alternate



### 16mm $\phi$ Selector Switches, Key Selector & Illuminated Selector Switches



PILOT LAMP, 16  $\phi$ , 22  $\phi$ , 30  $\phi$   
 PUSH BUTTON, 16  $\phi$ , 22  $\phi$ , 30  $\phi$   
 ILLUMINATED PUSH BUTTON, 16  $\phi$ , 22  $\phi$ , 30  $\phi$   
 EMERGENCY PUSH BUTTON, 16  $\phi$ , 22  $\phi$ , 30  $\phi$   
 SELECTOR SWITCHES, 16  $\phi$ , 22  $\phi$ , 30  $\phi$



L 22 LED lamp



A2-PL A2-MPL A2-MRPL



PLT-22



MR-PLN22 MR-PLN22C



A2-L A2-MRL



Transformer pilot lamp



PLN-25, (25  $\phi$ ) PLN-22, (22  $\phi$ )



PLNS-25, (25  $\phi$ ) PLNS-22, (22  $\phi$ )



XPL-22




PLN-25A, (25  $\phi$ ) PLN-22A, (22  $\phi$ )



PLN-25B, (25  $\phi$ ) PLN-22B, (22  $\phi$ )



PLN-25C, (25  $\phi$ ) PLN-22C, (22  $\phi$ )



L25C, (25  $\phi$ ) L22C, (22  $\phi$ )




A16-BLM, 16  $\phi$   
(Emergency stop)



16  $\phi$  pilot lamp

16  $\phi$  pilot lamp

16  $\phi$  pilot lamp




A16GM, momentary Illuminated push button  
 A16GA, momentary Illuminated push button

A16SM, momentary Illuminated push button  
 A16SA, momentary Illuminated push button

A16TM, momentary Illuminated push button  
 A16TA, momentary Illuminated push button





<b>Remark :</b>	10 : 1N/O	20 : 2N/O	30C : 3N/O + 3N/C
	1C : 1N/C	2C : 2N/C	401C : 4N/O + 1N/C
	10C : N/O + N/C	201C : 2N/O + 1N/C	502C : 5N/O + 2N/C
		102C : 1N/O + 2N/C	



XB22-1/O



XB22-1/C



XB22-10/O



XBL22-1/O



XBL22-1/C



XBL22-10/C



XBS22-1/O



XBS22-10/C



XBG22-1/O



XBGH22-10/C



XLS22-1/O



XLS22-10/C



XGS22-1/O



XGS22-10/C



LXB22-1/O



LXB22-1/C



LXB22-10/C



LBS22-1/C



LBS22-10/C



LXL22-1/O



LXL22-1/C



LXL22-10/C



LXG22-1/O



LXG22-1/C



LXG22-10/C



LXLS22-1/O



LXLS22-10/C




LXGS22-1/O



XE22-1/O



XE22-1/C



XE22-10/C



XES22-1/C



XES22-10/C




LXGS22-10/C



LXE22-1/O




LXE22-10/C



LXES22-10/C



LXES22-1/C



DPB22-10/C



DPB22N-10/C

PILOT LAMP, PUSH BUTTON, EMERGENCY PUSH BUTTON, SELECTOR SWITCHES, ILLUMINATED, LATCHING EMERGENCY STOP, PUSH-ON PUSH OFF SWITCHES, LEVER SWITCHES, KEY SWITCHES



PBF22-1/O



PBF22-1/C



PBF22-10/C



PBL22-1/O



PBL22-1/C



PBL22-10/C



EB22-1/C



EB22-10/C



LBF22-1/O



LBF22-1/C



LBF22-10/C



LBL22-1/O



LBL22-10/C



EBL22-1/C



EBL22-10/C



LEB22-1/C



LEB22-10/C



CS22-1/O



CS22-10/C



CS223-10/C



CS22-2/O



LCS22-1/O



LCS22-10/C



LCS22-2/O



LCS22-2/O



LCS22-2/O



RS22-10/C



RS22-2/O



LRS22-1/O



LRS22-10/C



LRS22-2/O



LS22-1/O



LS22-10/C



LUS22-2/O



KS22-10/C



PILOT LAMP, PUSH BUTTON, EMERGENCY PUSH BUTTON, SELECTOR SWITCHES, ILLUMINATED, LATCHING EMERGENCY STOP, PUSH-ON PUSH OFF SWITCHES, LEVER SWITCHES, KEY SWITCHES

30 φ CONTROL UNIT, IP65



PBF30-1/O



PBF30-1/C




PBF30-10/C



PBL30-1/O



PBL30-1/C



EB30-10/C



EB30-1/C



LBF30-1/C



LBF30-10/C



LBL30-1/O



LBL30-1/C



LBL30-10/C



LEB30-1/C



LEB30-10/C



EBL30-1/C



EBL30-10/C



CS30-1/O



CS30-10/C



CS30-2/O



LCS30-1/O



LCS30-2/O



RS30-1/O



RS30-2/O



LRS30-1/O



LRS30-2/O



LS30-10/C



LS30-1/O



LUS30-2/O



KS30-10/C



DPB30-10/C



DPB30N-10/C

### PUSH BUTTON SWITCH





PUSH BUTTON,  
EMERGENCY PUSH BUTTON,  
ILLUMINATED SELECTOR SWITCHES,  
LATCHING EMERGENCY STOP





MR-PBF	MR-PBL	MR-PF	MR-EPF	MR-EB	MR-DPB	MR-LEB
MR-LMB	MR-LMBS	MR-LMS	MR-LXG	MR-LBF	MR-LBL	MR-EBL
MR-PFL	MR-EPFL	MR-MBL	MR-DPBN	MR-DBN	MR-CS2	MR-LCS2
MR-CS3	MR-LCS3	MR-KS2	MR-KS3	MR-LS2	MR-LS3	MR-EKS
MR-SL2	MR-LSL2	MR-SL3	MR-LSL3			



A2-PL    A2-MPL    A2-MRPL



A2-L



A2-MRL



A2-PF    A2-MF    A2-MRF



A2-PPF    A2-MPF    A2-MRPF



A2-PES    A2-PRES



A2-EMRL



A2-DBR



A2-DBFR



A2-PLF    A2-MLF    A2-MRLF



A2-PGF    A2-MGF    A2-MRGF



A2-DBFL    A2-DBL



A2-EKR



A2-EMRSL



A2-PPFL    A2-MPFL    A2-MRPFLL



A2-ESL    A2-RESL



A2-PS2



A2-MS2



A2-MRS2



A2-PS3    A2-MS3



A2-LS2    A2-MLS2    A2-MRSL2



A2-PSL3    A2-MRSL3



A2-K3



A2-MRK3



A2-PLSL3    A2-MLSL3



A2-PSL2    A2-MRSL2



A2-PLSL2    A2-MLSL2



A2-K2



A2-MRK2



DS16,25,32-P/S/R



DS16,25,32-P/R/R



DS63,80-P/S/R



DS63,80-P/R/R



DS16/32-AF  
 DS16/32-AB



DS416,425,432-P/S/R



DS416,425,432-P/R/R



DS463,480-P/S/R



DS463,480-P/R/R



DS16,25,32-B/S/R



DS16,25,32-B/R/R



DS63,80-B/S/R



DS63,80-B/R/R



DS16,25,32,40,80-ESR



DS416,425-B/S/R  
 DS432,440-B/S/R



DS416,425-B/R/R  
 DS432,440-B/R/R




DS463,480-B/S/R



DS463,480-B/R/R



DS16,25,32,40,80-ERR





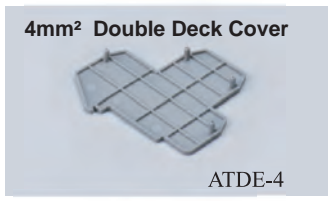



- 2 button, 3 button & 4, 6, 8, 10, 12 buttons
- NEMA 4 waterproof rating,
- Single speed, 2-speed, 3-speed contact block, 5Amp, 250V AC
- Multi-diameter cable bushing & cable gland.










### Cam switch 40A











### Cam switch 40A, Multi step switches

